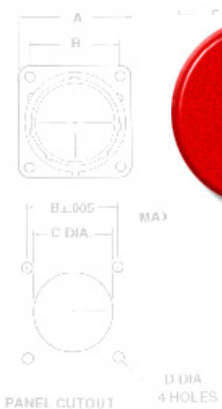




Allen Electric Connector Sales, inc.



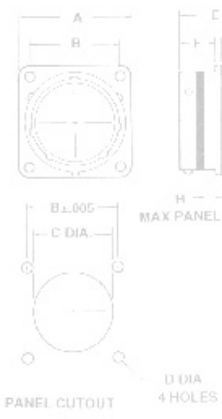
MS3452 BOX MOUNT RECEPTACLE




SHELL SIZE	A MAX	B ±.005	C ±.003	D ±.005	U
8	.620	.554	.568	.120	.125
10	.954	.719	.585	.120	.125
12	1.047	.812	.564	.120	.125
14	1.141	.906	.563	.120	.125
16	1.234	.980	1.115	.120	.125
18	1.328	1.062	1.236	.120	.125
20	1.418	1.150	1.363	.120	.125
22	1.578	1.250	1.485	.120	.125
24	1.708	1.375	1.615	.120	.125



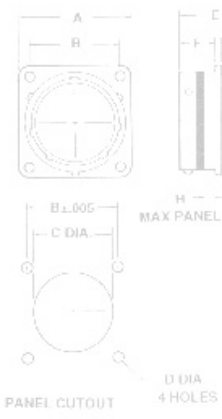
SHELL SIZE	A MAX	B ±.005	C ±.003	D ±.005	U
8	.620	.554	.568	.120	.125
10	.954	.719	.585	.120	.125
12	1.047	.812	.564	.120	.125
14	1.141	.906	.563	.120	.125
16	1.234	.980	1.115	.120	.125
18	1.328	1.062	1.236	.120	.125
20	1.418	1.150	1.363	.120	.125
22	1.578	1.250	1.485	.120	.125
24	1.708	1.375	1.615	.120	.125



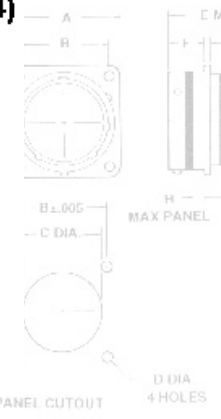
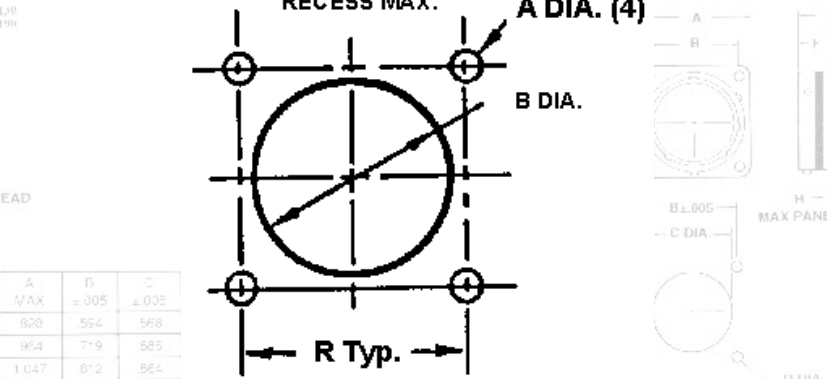
SHELL SIZE	A MAX	B ±.005	C ±.003	D ±.005	U
8	.620	.554	.568	.120	.125
10	.954	.719	.585	.120	.125
12	1.047	.812	.564	.120	.125
14	1.141	.906	.563	.120	.125
16	1.234	.980	1.115	.120	.125
18	1.328	1.062	1.236	.120	.125
20	1.418	1.150	1.363	.120	.125
22	1.578	1.250	1.485	.120	.125
24	1.708	1.375	1.615	.120	.125



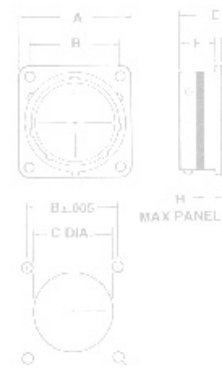
SHELL SIZE	A MAX	B ±.005	C ±.003	D ±.005	U
8	.620	.554	.568	.120	.125
10	.954	.719	.585	.120	.125
12	1.047	.812	.564	.120	.125
14	1.141	.906	.563	.120	.125
16	1.234	.980	1.115	.120	.125
18	1.328	1.062	1.236	.120	.125
20	1.418	1.150	1.363	.120	.125
22	1.578	1.250	1.485	.120	.125
24	1.708	1.375	1.615	.120	.125



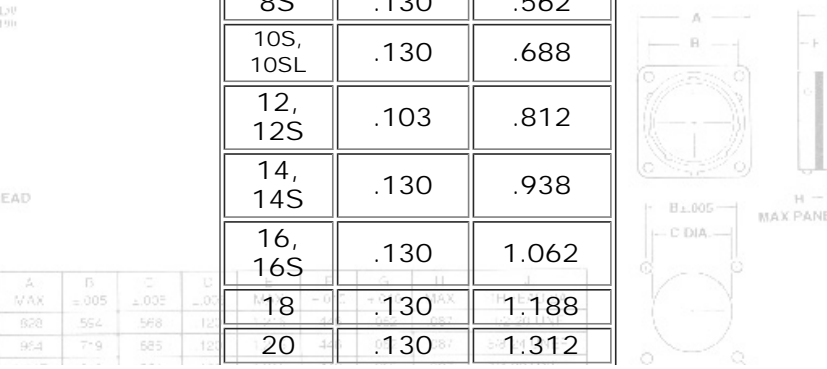
SHELL SIZE	A MAX	B ±.005	C ±.003	D ±.005	U
8	.620	.554	.568	.120	.125
10	.954	.719	.585	.120	.125
12	1.047	.812	.564	.120	.125
14	1.141	.906	.563	.120	.125
16	1.234	.980	1.115	.120	.125
18	1.328	1.062	1.236	.120	.125
20	1.418	1.150	1.363	.120	.125
22	1.578	1.250	1.485	.120	.125
24	1.708	1.375	1.615	.120	.125



SHELL SIZE	A MAX	B ±.005	C ±.003	D ±.005	U
8	.620	.554	.568	.120	.125
10	.954	.719	.585	.120	.125
12	1.047	.812	.564	.120	.125
14	1.141	.906	.563	.120	.125
16	1.234	.980	1.115	.120	.125
18	1.328	1.062	1.236	.120	.125
20	1.418	1.150	1.363	.120	.125
22	1.578	1.250	1.485	.120	.125
24	1.708	1.375	1.615	.120	.125



SHELL SIZE	A MAX	B ±.005	C ±.003	D ±.005	U
8	.620	.554	.568	.120	.125
10	.954	.719	.585	.120	.125



SHELL SIZE	A MAX	B ±.005	C ±.003	D ±.005	U
8	.620	.554	.568	.120	.125
10	.954	.719	.585	.120	.125

NOTE: .015 RECESS MAX.

MS3452 PANEL CUTOUT

SHELL SIZE	A DIA. MAX.	B DIA. ±.010
8S	.130	.562
10S, 10SL	.130	.688
12, 12S	.103	.812
14, 14S	.130	.938
16, 16S	.130	1.062
18	.130	1.188
20	.130	1.312

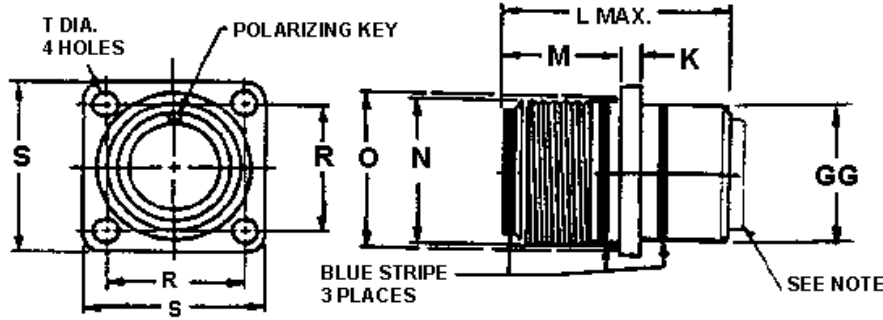

PANEL CUTOUT D DIA 4 HOLES

12	1.147	.906	.969	.120
16	1.234	.986	1.115	.120
18	1.328	1.067	1.236	.120
20	1.433	1.150	1.365	.120
22	1.528	1.250	1.486	.120
24	1.708	1.375	1.615	.147

22	.130	1.438
24	.157	1.562
28	.157	1.812
32	.183	2.062
36	.183	2.312
40	.183	2.562

PANEL CUTOUT D DIA 4 HOLES

12	1.047	.812	.864	.120
16	1.234	.986	1.115	.120
18	1.328	1.067	1.236	.120
20	1.433	1.150	1.365	.120
22	1.528	1.250	1.486	.120
24	1.708	1.375	1.615	.147



SHELL SIZE	A MAX	B = .005	C = .005	D = .005
8	.625	.564	.568	.120
10	.654	.719	.585	.120
12	1.047	.812	.864	.120
14	1.141	.906	.969	.120
16	1.234	.986	1.115	.120
18	1.328	1.067	1.236	.120
20	1.433	1.150	1.365	.120
22	1.528	1.250	1.486	.120
24	1.708	1.375	1.615	.147

NOTE: Per MS3452 REV. D, 2-15-95, Rear Grommet, "The insulation material shall be above, flush with or no more than .015" below the metal shell and all contacts shall be recessed below the insulation material."

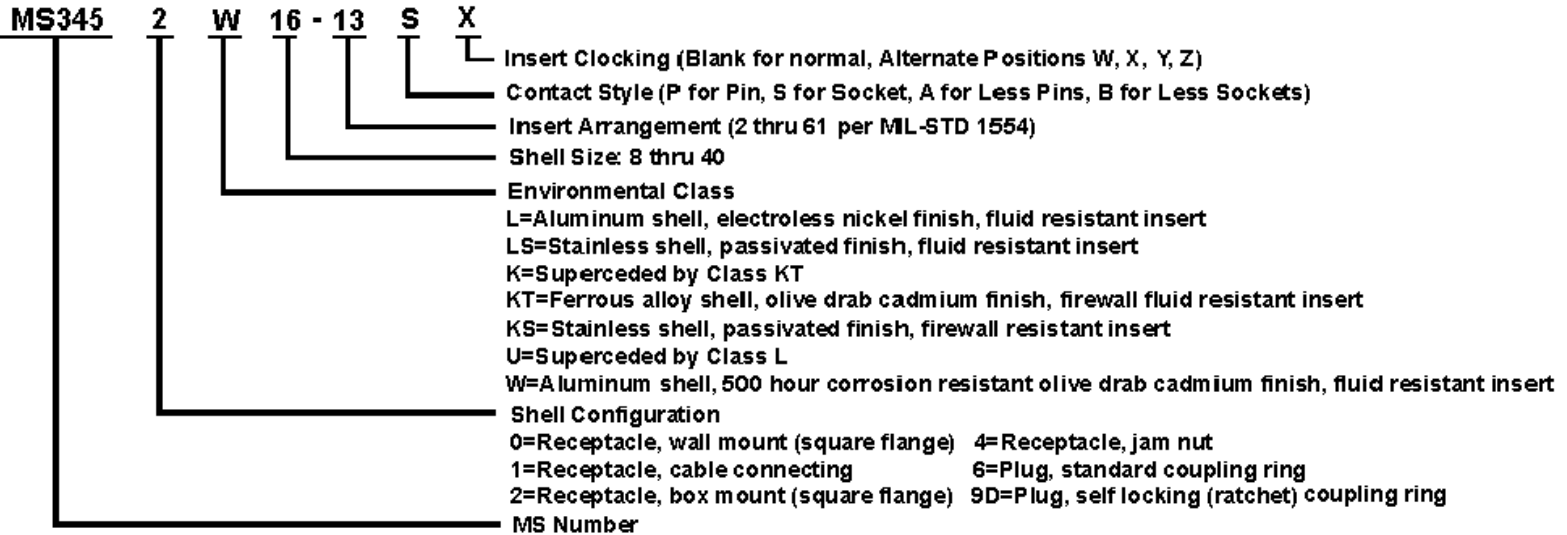


SIZE	GG +.016	K +.015	L MAX		M +.031 -.000	N +.000 -.062	O (REF) MTG. HOLES	R T, P CL-CL	S +.031	T +.010 -.005
			SIZE 12 & 16 CONTACTS	SIZE 0, 4 & 8 CONTACTS						
8S	.500	.083	1.662	-	.562	.532	.562	.594	.875	.120
10S	.625	.083	1.662	-	.562	.656	.688	.719	1.000	.120
10SL	.625	.083	1.662	-	.562	.656	.688	.719	1.000	.120
12S	.750	.083	1.662	-	.562	.782	.812	.812	1.094	.120
12	.750	.083	1.662	-	.750	.782	.812	.812	1.094	.120
14S	.875	.083	1.662	-	.562	.906	.938	.906	1.188	.120
14	.875	.083	1.662	-	.750	.906	.938	.906	1.188	.120
16S	1.000	.083	1.662	-	.562	1.032	1.062	.969	1.281	.120
16	1.000	.083	1.662	1.937	.750	1.032	1.062	.969	1.281	.120
18	1.062	.125	1.662	1.937	.750	1.156	1.188	1.062	1.375	.120
20	1.187	.125	1.662	1.937	.750	1.282	1.312	1.156	1.500	.120
22	1.312	.125	1.662	1.937	.750	1.406	1.438	1.250	1.625	.120
24	1.437	.125	1.662	1.937	.812	1.532	1.562	1.375	1.750	.147
28	1.750	.125	1.662	1.937	.812	1.782	1.812	1.562	2.000	.147
32	2.000	.125	1.662	1.937	.875	2.032	2.062	1.750	2.250	.173
36	2.250	.125	1.662	1.937	.875	2.282	2.312	1.938	2.500	.173
40	2.500	.125	1.662	1.937	.875	2.532	2.562	2.188	2.750	.173

[MIL-DTL-5015 Insert Contacts, Service Rating & Clocking Positions](#)
[MIL-DTL-5015 Insert Arrangements](#)

SHELL SIZE	A MAX	B = .005	C = .005	D = .005
8	.625	.564	.568	.120
10	.654	.719	.585	.120
12	1.047	.812	.864	.120
14	1.141	.906	.969	.120
16	1.234	.986	1.115	.120
18	1.328	1.067	1.236	.120
20	1.433	1.150	1.365	.120
22	1.528	1.250	1.486	.120
24	1.708	1.375	1.615	.147

MILITARY PART NUMBERING SYSTEM



22	1.578	1.750	1.485	.20	1.275	1.27	.094	.212	1.515-18 UNEF
24	1.708	1.375	1.615	.27	1.275	1.04	.094	.212	1.716-18 UNEF

22	1.578	1.750	1.485	.20	1.275	1.27	.094	.212	1.515-18 UNEF
24	1.708	1.375	1.615	.27	1.275	1.04	.094	.212	1.716-18 UNEF

For pricing and availability, please fill out our RFQ form



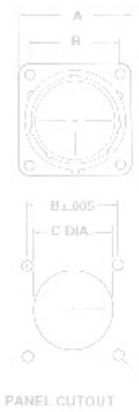
If you need any other information, please **E-Mail** aecs@aecsinc.com

phone (703) 425-3815 fax (703) 425-3814

We look forward to hearing from you!



SHELL SIZ	A MAX	B ±.005	C ±.005	D ±.005	E MAX	F -0.01	G +0.10	H MAX	J TH-RED 2A
8	.828	.554	.564	.564	.564	.564	.564	.564	3/4-20 UNEF
10	.954	.719	.719	.719	.719	.719	.719	.719	7/16-20 UNEF
12	1.047	.812	.812	.812	.812	.812	.812	.812	3/4-20 UNEF
14	1.141	.906	.906	.906	.906	.906	.906	.906	7/16-20 UNEF
16	1.234	.960	1.115	.120	1.215	.440	.062	.087	3/4-20 UNEF
18	1.328	1.052	1.235	.120	1.215	.440	.062	.087	7/16-20 UNEF
20	1.413	1.150	1.365	.120	1.215	.440	.062	.087	7/16-20 UNEF
22	1.578	1.750	1.485	.120	1.215	.440	.062	.087	7/16-20 UNEF
24	1.708	1.375	1.615	.127	1.215	.440	.062	.087	7/16-20 UNEF



A Woman Owned Small Business, CAGE Code 07BG6