



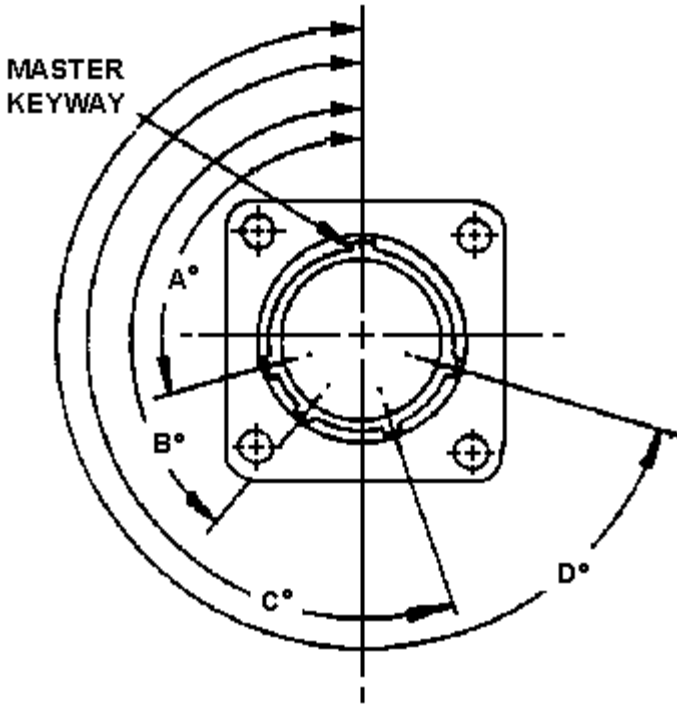
Allen Electric Connector Sales, inc.



MIL-DTL-83723 SERIES III

POLARIZING LOCKSMITH KEYED POSITIONS

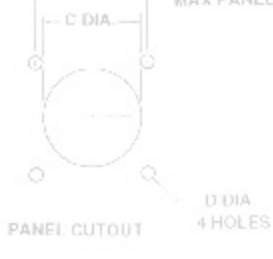
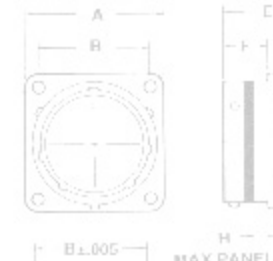
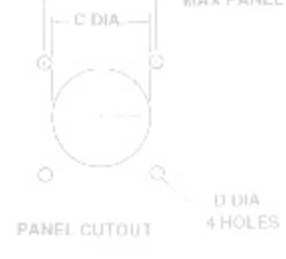
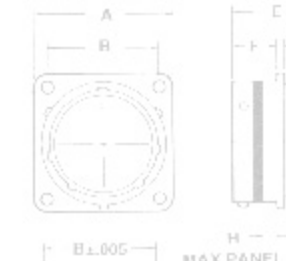

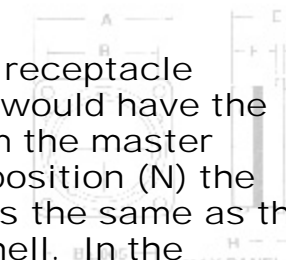
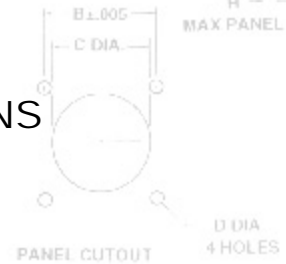
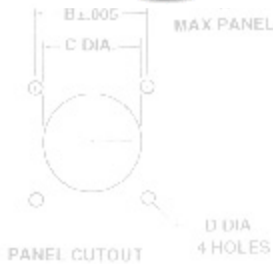
(MACHINED IN THE SHELL)



This drawing shows the receptacle engaging face; the plug would have the reverse (clockwise) from the master keyway. In the normal position (N) the centerline of the insert is the same as the master keyway of the shell. In the alternate positions (6, 7, 8, 9, and Y) the minor keyways are positioned counter clockwise when looking at the receptacle face. The degree of change is shown in the tables.

SHELL SIZE	8	10	12	14	16	18	20	22	24	26
8	828	554	568	120	1 2/16	446	062	087	02 20 UNEF	
10	960	640	654	120	1 2/16	446	062	087	3/8-20 UNEF	
12	1 040	720	734	120	1 2/16	446	062	087	7/8-20 UNEF	
14	1 120	800	814	120	1 2/16	446	062	087	1 20 UNEF	
16	1 234	880	894	120	1 2/16	446	062	087	1 1/16-18 UNLF	
18	1 314	960	974	120	1 2/16	446	062	087	1 3/16-18 UNLF	
20	1 394	1 040	1 054	120	1 2/16	446	062	087	1 5/16-18 UNLF	
22	1 474	1 120	1 134	120	1 2/16	446	062	087	1 7/16-18 UNLF	
24	1 554	1 200	1 214	120	1 2/16	446	062	087	1 9/16-18 UNLF	
26	1 634	1 280	1 294	120	1 2/16	446	062	087	1 11/16-18 UNLF	

CLOCKING POSITION	SHELL SIZE 8			
	A	B	C	D
NORMAL	105	140	215	265
6	102	132	248	320
7	80	118	230	312
8	35	140	205	275
9	64	155	234	304
Y	26	115	146	113
CLOCKING POSITION	SHELL SIZE 10			
	A	B	C	D



SHELL SIZE	8	10	12	14	16	18	20	22	24	26
8	828	554	568	120	1 2/16	446	062	087	02 20 UNEF	
10	960	640	654	120	1 2/16	446	062	087	3/8-20 UNEF	
12	1 040	720	734	120	1 2/16	446	062	087	7/8-20 UNEF	
14	1 120	800	814	120	1 2/16	446	062	087	1 20 UNEF	
16	1 234	880	894	120	1 2/16	446	062	087	1 1/16-18 UNLF	
18	1 314	960	974	120	1 2/16	446	062	087	1 3/16-18 UNLF	
20	1 394	1 040	1 054	120	1 2/16	446	062	087	1 5/16-18 UNLF	
22	1 474	1 120	1 134	120	1 2/16	446	062	087	1 7/16-18 UNLF	
24	1 554	1 200	1 214	120	1 2/16	446	062	087	1 9/16-18 UNLF	

SHELL SIZE	8	10	12	14	16	18	20	22	24	26
8	828	554	568	120	1 2/16	446	062	087	02 20 UNEF	
10	960	640	654	120	1 2/16	446	062	087	3/8-20 UNEF	
12	1 040	720	734	120	1 2/16	446	062	087	7/8-20 UNEF	
14	1 120	800	814	120	1 2/16	446	062	087	1 20 UNEF	
16	1 234	880	894	120	1 2/16	446	062	087	1 1/16-18 UNLF	
18	1 314	960	974	120	1 2/16	446	062	087	1 3/16-18 UNLF	
20	1 394	1 040	1 054	120	1 2/16	446	062	087	1 5/16-18 UNLF	
22	1 474	1 120	1 134	120	1 2/16	446	062	087	1 7/16-18 UNLF	
24	1 554	1 200	1 214	120	1 2/16	446	062	087	1 9/16-18 UNLF	

POSITION	A	B	C	D
NORMAL	105	140	215	265
6	102	132	248	320
7	80	118	230	312
8	35	140	205	275
9	64	155	234	304
Y	25	115	220	270

CLOCKING POSITION	SHELL SIZE 12 THRU 24			
	A	B	C	D
NORMAL	105	105	215	265
6	18	149	192	259
7	92	152	222	342
8	84	152	204	334
9	24	135	189	240
Y	98	152	268	338

For pricing and availability, please fill out our RFQ form



If you need any other information, please  aecs@aecsinc.com

phone (703) 425-3815 fax (703) 425-3814

We look forward to hearing from you!



A Woman Owned Small Business, CAGE Code 07BG6

Copyright © 2008 Allen Electric Connector Sales, Inc. All Rights Reserved.